

CPB





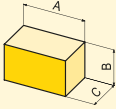
Technical Specification



Swinging planer for asphalt and concrete.
Mechanical depth adjustment with skid frame and threaded bar.

Swinging frame linkage to dipper stick.
Flat plate with holes to bolt on the linkage to the dipper stick.

Swinging planer

		2 hydraulic lines		3 hydraulic lines	
MODEL		CPB 30.13	CPB 40.13	CPB 45.15	CPB 60.17
Technical specification	um				
Working width standard drum	mm	300	400	450	600
Working depth standard drum	mm	0-125	0-125	0-150	0-170
Standard asphalt picks	n.	48	48	54	66
Oil flow, min-max ⁽¹⁾	lt/min	45-80	45-80	90-140	120-160
Oil pressure, min-max ⁽¹⁾	bar	240-170	240-170	300-170	300-170
Weight standard configuration	kg	400	420	630	750
Minimum distance from wall	mm	80			
Depth adjustment ⁽²⁾		mechanical			
Swinging support rotation		135°			
Average milling speed (standard drum at 50% depth)	mt/min	0,5-3,0		0,7-4,5	
 ton		3,0-6,0	5,5-9,5	7,0-13,0	12,0-18,0
Backhoe  ton		–	6,0-9,0	7,5-12,0	–
 Overall size in standard configuration	A cm	65	65	69	84
	B cm	83	83	86	89
	C cm	88	88	92	95

⁽¹⁾ Hydraulic system flow and pressure must be inversely proportional

⁽²⁾ Hydraulic on request



Data, descriptions and images of this document are not binding hence GF Gordini reserves the right to alter part or all of them at any time with no notice.