

E



Technical Specification



Sideshift backhoe with **hydraulic locks** suitable for digging flush with walls.

Hydraulic independent outriggers.


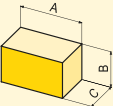
Matching with skid loaders; **controls inside the op**

erator's cab.

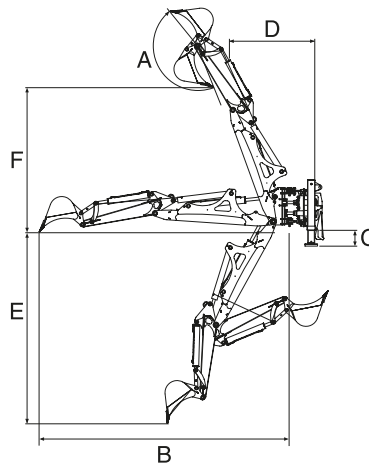
Standard backhoe bucket.

Auxiliary hydraulic lines on dipper stick on request.

Sideshift backhoe

MODEL		E 250	E 280	E 320	
Technical specification	um				
Max digging depth	mm	2450	2800	3250	
Oil flow, min-max	lt/min	20-30	35-45	40-50	
Rated oil pressure	bar	160	165		
Weight standard configuration	kg	550	680	820	
Bucket width standard	mm	300			
Breakout force at bucket tooth	mm	1850	2500	3200	
Standard frame width	mm	1300	1500	1600	
Total swing		180°			
Control valvebank sections	n.	6			
Slewing hydraulic lock		standard			
A		195°			
B	mm	3080	3620	3995	
C	mm	420		470	
D	mm	1460	1620	1780	
E	mm	2450	2800	3200	
F	mm	2150	2400	2550	
	ton	1,7-2,2	2,2-3,4	3,4-4,8	
	Overall size in standard configuration	A cm B cm C cm	160 190 80	165 220 90	180 230 100

WORKING DIMENSIONS



On request
Auxiliary line for hydraulic breaker

Data, descriptions and images of this document are not binding hence GF Gordini reserves the right to alter part or all of them at any time with no notice.