

BC



Technical Specification



Concrete mixer bucket with HARDOX blades and STRENX bottom.

Interchangeable and bolded blades.

It loads up the loose material like a normal bucket. After mixing it downloads the concrete through the **central outlet** or by tilting the bucket.






Optimal mixing of material.

The hinged front **safety grid** can be opened to clean up interior.

Safety hydraulic valve which blocks hydraulically the mixing if the grid is open (optional).

Interchangeable and bolded **linkage plate**.


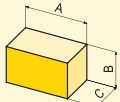
Concrete mixer bucket

MODEL		BC 250	BC 300	BC 350	BC 500	BC 700	BC 900
Technical specification	um						
Bucket width	mm	1250	1450	1650	1650	1750	2000
Overall width	mm	1390	1590	1790		1890	2140
Oil flow, min-max	lt/min	25-40	30-50	35-60	60-80	80-120	120-180
Oil pressure, min-max	bar	170-200		180-200	200-240	200-280	
Maximum capacity	lt	250	300	350	500	750	1000
Weight, attachment only standard configuration	kg	350	380	420	500	730	850
Total weight at maximum capacity	kg	950	1100	1260	1700	2530	3250
Trasmission		hydraulic motor and chain					
Output port control		hydraulic					
	ton	3,0-4,5	3,5-5,3	4,0-5,8	4,5-6,0	–	–
	ton	3,0-4,0	3,5-4,5	4,0-5,5	5,0-7,0	6,5-9,0	8,5-12,0
	ton	3,0-4,5	3,8-5,0	4,5-6,0	6,0-8,0	7,0-10,0	9,0-12,0
	ton	5,0-7,0	6,0-8,0	7,0-9,0	7,5-10,0	8,0-11,0	10,0-15,0
	ton	8,0-10,0	9,0-12,0	11,0-15,0	14,0-19,5	18,0-24,0	22,5-28,5

Technical note for application on Skid Steer Loaders

Maximum operating weight acceptable for the machine (maximum load without standard bucket provided by the Manufacturer) must exceed the maximum mass of the mixer bucket in the conditions of maximum load technically possible (see "Overall weight and maximum capacity").

Concrete mixer bucket for Skid-Steer loader

MODEL		BC 250 SK	BC 300 SK	BC 350 SK				
Technical specification	um							
Bucket width	mm	1250	1450	1650				
Overall width	mm	1390	1590	1790				
Oil flow, min-max	lt/min	25-40	30-50	35-60				
Oil pressure, min-max	bar	170-200		180-200				
Maximum capacity	lt	250	300	350				
Weight, attachment only standard configuration	kg	350	380	420				
Total weight at maximum capacity	kg	950	1100	1260				
Trasmission		hydraulic motor and chain						
Output port control		hydraulic						
	ton	3,0-4,5	3,5-5,3	4,0-5,8				
	Overall size in standard configuration	A cm B cm C cm	134 68 81	159 68 81	179 68 81	179 75 90	189 96 103	214 98 106

Data, descriptions and images of this document are not binding hence GF Gordini reserves the right to alter part or all of them at any time with no notice.